

Year 2 Home Learning

Friday 6th September - Friday 13th September 2019

Dear Parents & Carers,

Welcome to Year 2! The children have settled in well and have already been working really hard. In Maths this week we have been learning how to partition numbers into tens and ones using resources and drawings. In English we read the story 'My Summer Vacation' and we wrote our own real and pretend recounts of our summer holidays. We have also begun our Pirate Flag DT project and we explored how we can be safe when using technology in computing.

Reading: It is very important that your child reads as regularly as possible to develop their fluency and their comprehension skills. Children who read regularly at home always make the most progress with their reading in school so we really value your support in this area. Please remember that in Year 2 children quiz and change their books independently as often as they wish. Teachers and teaching assistants will only write in your child's contact book if they have read with your child.

Remember to let us know about any home reading (any reading it doesn't have to be their school reading book) in their home contact books. Every time your child brings in their contact book with a note to say that they have read they will receive a dojo point.

Spelling: Here are this week's 1 Star Spellings and 2 Star Spellings. Remember the children **only need to learn 1 set of spellings** but please do encourage your child to challenge themselves. This week's spellings are:

★ 1 Star Spellings ★ (Yr 1 Common Exception Words)	★★ 2 Star Spellings ★★ 'j' sound made by -ge and g (Yr 2 Spelling Appendix) (Yr 2 Common Exception Words)	
1. The	1. age	6. magic
2. do	2. huge	7. giant
3. to	3. change	8. door
4. today	4. gem	9. floor
5. of	5. gym	10. poor

Optional Homework: We **do not** expect your child to complete all of the optional pieces of homework. Pick and choose what you would like to practice. Your child will receive a dojo point for each piece of homework that they complete.

Writing - We have put some paper in your child's busy folder in case they would like to practice their writing. Please encourage them to look at the attached writing target pencil.

Maths - Please see the attached mathematics sheet based on this week's maths learning.

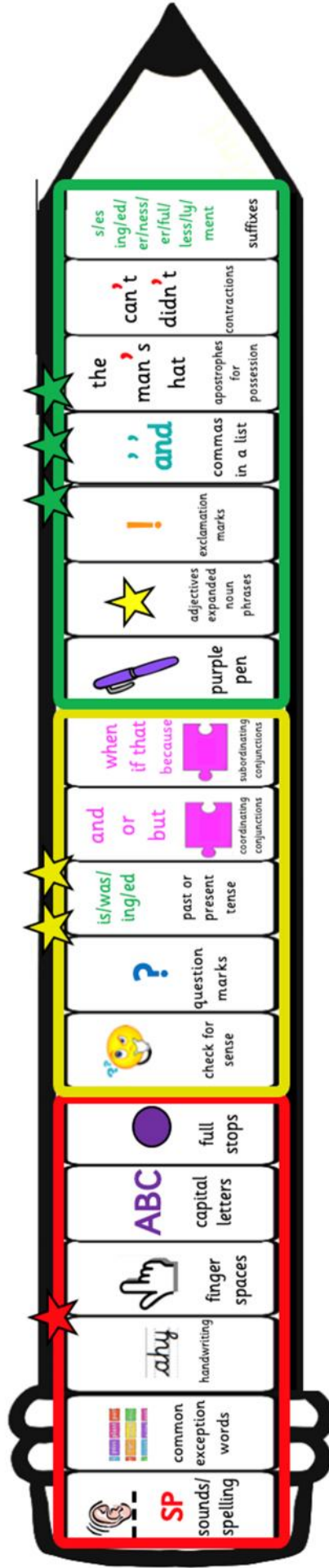
Reading - We have attached a reading comprehension that you might like to complete. In school we encourage the children to find the answer to a question in the text, underline the relevant parts of the text and then write their answer.

Forest School Inspired Learning and PE: Forest School inspired activities will take place every Monday this term regardless of the weather. PE will take place on a **Wednesday (Red Class)** and **Tuesday (Yellow Class)**. Please ensure that your child has appropriate clothing in school for both activities and ensure that earrings have been removed and long hair is tied back on these occasions.

Thank you to everyone who has already brought in their PE and forest school clothes. Please remember that children should only have string bags or carrier bags for their clothes as our cloakrooms are too small for rucksacks. They should also have a book bag which will fit in their tray. Please limit your child to one keyring on their book bag.

Thank you for your time and support.

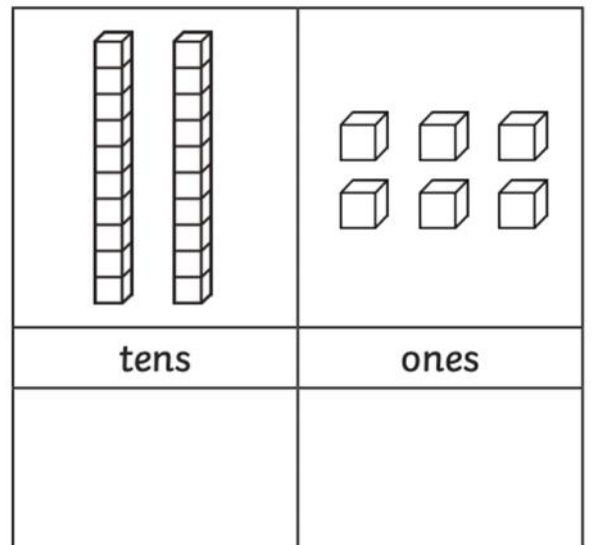
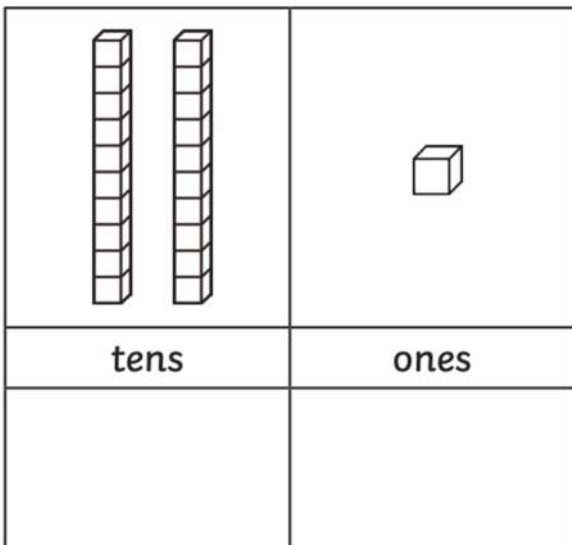
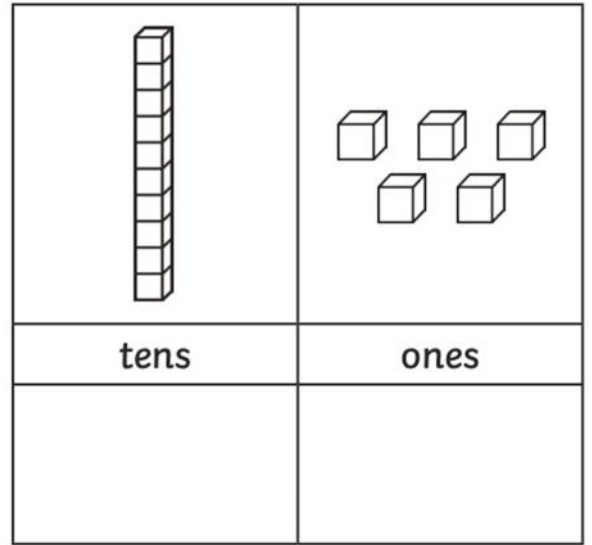
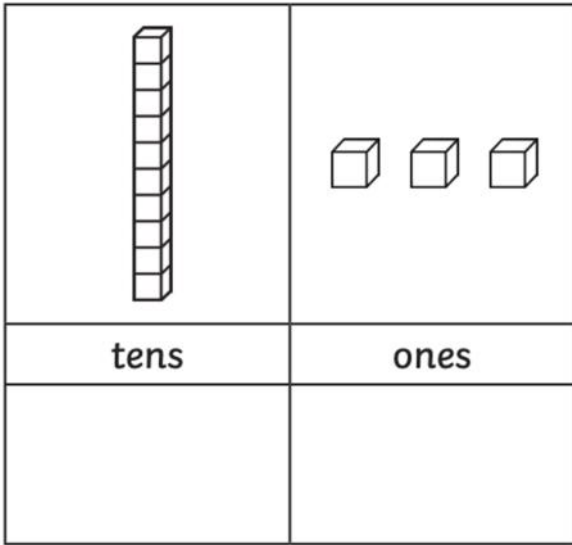
Miss Seymour and Mrs Kreiselmeier



Partitioning Numbers into Tens and Ones

1. $\begin{array}{|c|c|} \hline 6 & 3 \\ \hline \end{array} = \begin{array}{|c|} \hline 60 \\ \hline \end{array} + \begin{array}{|c|} \hline 3 \\ \hline \end{array}$ 2. $\begin{array}{|c|c|} \hline 3 & 5 \\ \hline \end{array} = \text{ } + \text{ }$ 3. $\begin{array}{|c|c|} \hline 4 & 5 \\ \hline \end{array} = \text{ } + \text{ }$

4. $\begin{array}{|c|c|} \hline 5 & 6 \\ \hline \end{array} = \text{ } + \text{ }$ 5. $\begin{array}{|c|c|} \hline 7 & 2 \\ \hline \end{array} = \text{ } + \text{ }$ 6. $\begin{array}{|c|c|} \hline 9 & 9 \\ \hline \end{array} = \text{ } + \text{ }$



Terrific Toys and Games


Step 1 Starting Reading Skills



Q1: Who is sitting on the mat?

Tick **two**.

- Jen
- the big teddy
- the doll
- Zack



Q2: Draw a line to match the word to the thing it describes.



- red teddy
- big jigsaw
- fun toy box

Q3: Why is the big teddy not inside the toy box? Answer with a full sentence.

Q4: What is Jen doing? Answer with a full sentence.
